





Safe or Not Safe?

Name: _____

Circle the pictures that show safe swimming situations. Put an X on the pictures that show unsafe swimming situations.







Pool Rules

Name: _____

Look at each drawing and fill in the missing word in the sentence to complete a pool safety rule.




1. Only swim when there is a _____ on duty.



4. One person at a time on a _____ board.




2. Always swim as a pair with a _____.



5. No diving in shallow water. Enter the water _____.





3. _____, don't run on the pool deck.




Pool Patrol

Name: _____

Color the pictures that show children obeying pool rules. Place an X on each picture that does NOT show a safety rule.






Show You Know

Name: _____

Fill in the missing word in each swimming rule below. Then enter the word in the correct spaces on the crossword puzzle.




Across

- Swim in _____ water, not dark or cloudy water.
- Never swim _____ the diving board.
- Do not swim when there is _____ and thunder.
- Only _____ person on the diving board at a time.
- Always swim with a _____.

Down

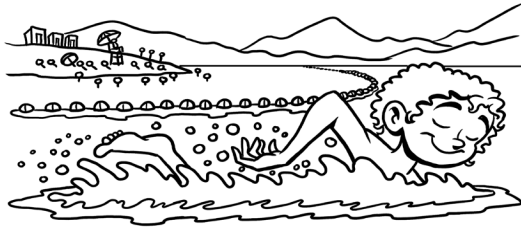
- When using a slide, go down _____ first.
- The supervisor at the pool is the _____.
- Do not _____ on the pool deck.
- Be cool! Follow all the _____.
- Never swim at _____ or in unlighted areas.
- Do not chew _____ while swimming.



Dangerous Beach


Name: _____

Each picture shows one or more dangerous situations. Write at least one safety rule for each picture. Then color the picture.









Safety First

Name: _____

Read each clue. Then choose the correct word from the list of words and write it in the space below the clue.

Word List

night buddy help stormy sunscreen deep rest lifeguard

1. This is a person you should swim with.

2. This is the right type of water to dive into.

3. If you are in real trouble, yell this word.


4. This is the kind of weather you don't want to swim in.

5. This is a very dangerous time to swim.

6. Remember to do this before swimming, especially if you are tired from hard work or play.

7. This is something you apply before you go outdoors.

8. This is someone who supervises you while you swim and who is trained to help in an emergency.



Create a Poster

Name: _____

Think of a safety rule that you would like to teach other students. Create a poster to teach this swimming rule. Use pictures and/or words to get your message across.